

# Additional equipment

## BASIC FIRST AID KIT



L A S E R W A R




# Content

## **Getting started**

1. Introduction
2. Description

## **Playing Basic First Aid Kit**

3. Switching on/off
  4. Device settings
  5. Operation
- 

# Getting started

## 1. Introduction

Congratulations on having purchased Basic First Aid Kit. Your time in laser tag is our TOP priority. We attempt to keep the game easy, fun, and modern. The device is functional right out of the box.

If you are just getting to know laser tag equipment, the instructions will help you learn quickly and start the game. If you're a seasoned user, go through all of the information and make sure you didn't miss anything from the possibilities provided by Basic First Aid Kit.

## 2. Description


Basic First Aid Kit - a device that replenishes hp, ammunition and also allows for the full resurrection of killed players. The design stands out: it is clean and uncomplicated.

The game set's front panel features two LEDs and a huge red button surrounded by red and yellow icons. On the top and bottom sides, respectively, are a charging connector and anti-vandal lock. On the back panel, there are four more mounting holes. The device can either be placed on a flat surface or mounted on a wall.

## Playing Basic First Aid Kit

### 3. Switching on/off

The anti-vandal lock is positioned on top of the device and is used for activation. The red button glows when the game set is turned on, indicating that it is ready for use.




## 4. Setting up

That's all for the settings. The primary features include restoring hp, replenishing ammunition, and resurrecting the injured. When doing so, the player must be in the proximity to the device. HP and ammunition are replenished to the value set in the device settings using a single press.

## 5. Operation

You need to turn the device on, set it on the team bases, press the button when you run out of ammunition or hp. One button press - one pulse.



**In case you have any questions left, please,  
get in touch with our tech support  
department:**

**Gennady Shedov**

*Tech support specialist*

**Skype:** help-laserwar.ru

**Email:** help@laserwar.ru

**Telephone:** +7 (964) 616-15-15

**Maxim Akinchikov**

*Head of the customer service department*

**Skype:** support-laserwar.ru

**Email:** support@laserwar.ru

**Telephone:** 8-800-551-88-02 (103)



L A S E R W A R